


(1) SLF2012, 3216 Series (Size: 2012(0805)~3216(1206))

Applications

- > EMI radiation noise suppression for any electronic device.
- > USB line for personal computers and peripheral.
- > Provide common mode noise attenuation.
- > LCD Panels, Low-Voltage Differential Signal (LVDS).



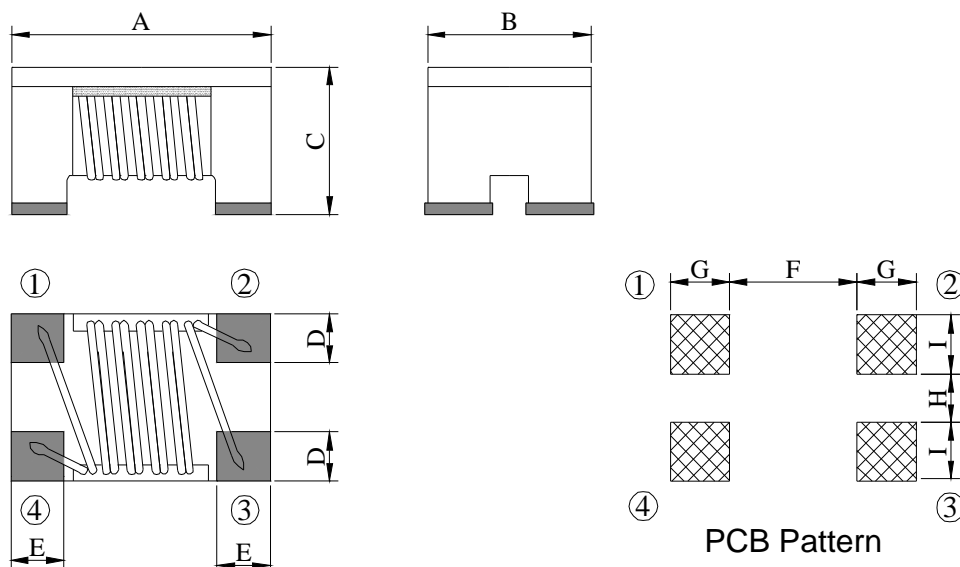
Features

- > Low Profile - very effective in space conscious applications.
- > High effective in noise suppression, high common mode impedance at noise band and low differential-mode impedance at signal band.
- > Low differential-mode impedance with high coupling factor, there is almost no distortion on high speed signal.

General Dimensions and Configuration

SLF2012, SLF3216 Series:

SHAPE :



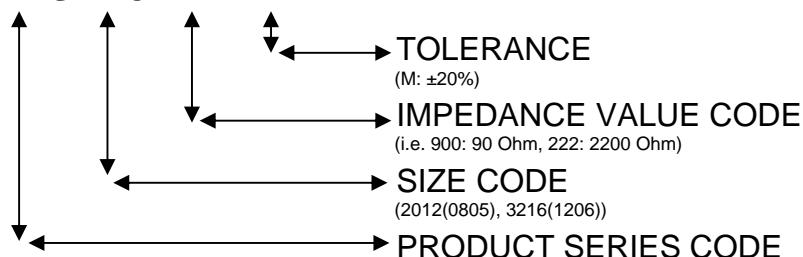
DIMENSIONS (mm):

SERIES	A	B	C	D (typ)	E (typ)	F (ref)	G (ref)	H (ref)	I (ref)
SLF2012	2.00±0.20	1.20±0.20	1.20±0.20	0.40	0.45	0.80	0.90	0.40	0.40
SLF3216	3.20±0.20	1.60±0.20	1.80±0.20	0.60	0.60	1.60	1.05	0.40	0.60

Part Numbering Systems

SLF2012, SLF3216 Series:

SLF 3216-222 M



(IV) SMD COMMON MODE CHOKE (LINE FILTER)

Tri-Tron

(1) SLF2012, 3216 Series (Size: 2012(0805)~3216(1206))

Electrical Characteristics

SLF2012 Series

Part Number	Impedance () @100 MHz	Rated Voltage ^{*(1)} Vdc (Volts)	Withstanding Voltage ^{*(2)} Vdc (Volts)	Insulation Resistance ^{*(3)} (M) min.	DCR () max.	IDC (mA) max.
SLF2012-300M	30±20%	50	125	10	0.200	450
SLF2012-670M	67±20%	50	125	10	0.250	400
SLF2012-900M	90±20%	50	125	10	0.350	330
SLF2012-121M	120±20%	50	125	10	0.300	370
SLF2012-161M	160±20%	50	125	10	0.350	330
SLF2012-181M	180±20%	50	125	10	0.350	330
SLF2012-201M	200±20%	50	125	10	0.350	330
SLF2012-221M	220±20%	50	125	10	0.350	330
SLF2012-261M	260±20%	50	125	10	0.400	300
SLF2012-361M	360±20%	50	125	10	0.400	280
SLF2012-371M	370±20%	50	125	10	0.400	280

SLF3216 Series

Part Number	Impedance () @100 MHz	Rated Voltage ^{*(1)} Vdc (Volts)	Withstanding Voltage ^{*(2)} Vdc (Volts)	Insulation Resistance ^{*(3)} (M) min.	DCR () max.	IDC (mA) max.
SLF3216-900M	90±20%	50	125	10	0.300	370
SLF3216-121M	120±20%	50	125	10	0.300	370
SLF3216-161M	160±20%	50	125	10	0.400	340
SLF3216-261M	260±20%	50	125	10	0.500	310
SLF3216-601M	600±20%	50	125	10	0.800	260
SLF3216-102M	1000±20%	50	125	10	1.000	230
SLF3216-222M	2200±20%	50	125	10	1.200	200

Remarks(*):

1. Rated Voltage Vdc :
Test voltage: Rated Voltage ; Testing time: 1 to 5 seconds ; Charge current: 1.0 mA
2. Withstanding Voltage Vdc :
Test voltage: 2.5 times Rated Voltage ; Testing time: 60 seconds ; Charge current: 0.5 mA
3. Insulation Resistance :
Charge current: 1 minute ; 10 MΩ min.

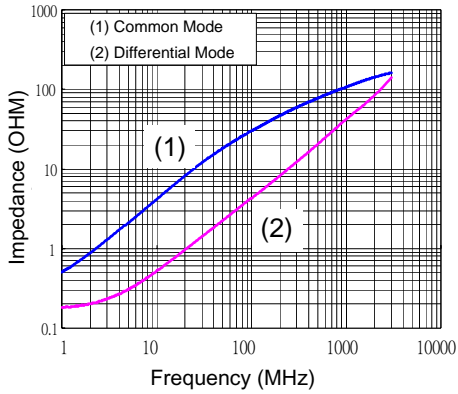
Notes:

1. Test Frequency : 100MHz
2. Test equipment :
Impedance : LCR Meter HP4291B
DC Resistance : Micro-Ohm Meter (GOM-801G)
3. Operating temperature range : -40 ~+85

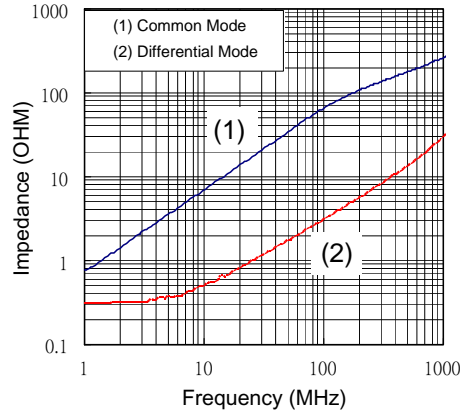
(1) SLF2012, 3216 Series (Size: 2012(0805)~3216(1206))

Rating Curves (SLF2012 Series)

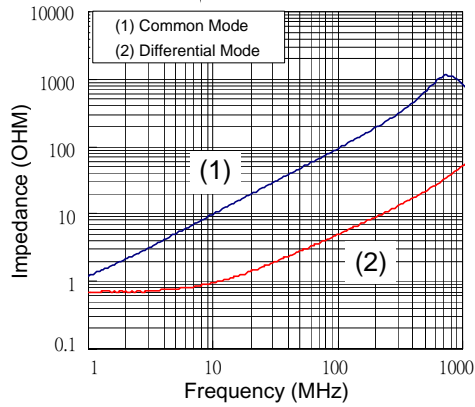
SLF2012-300M



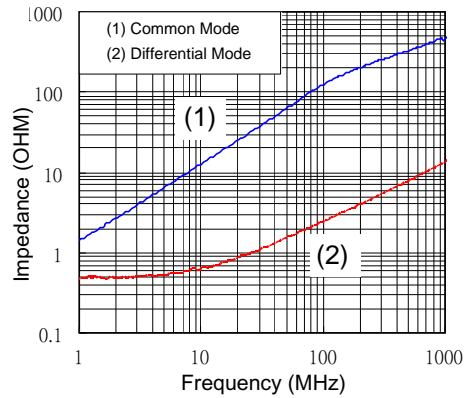
SLF2012-670M



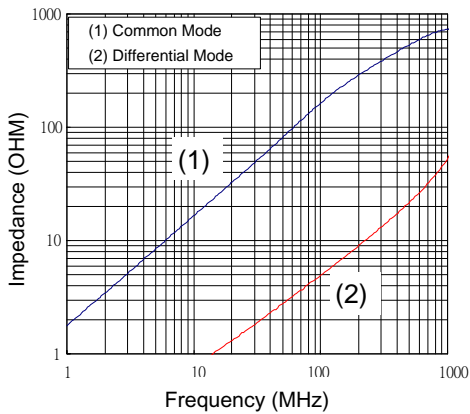
SLF2012-900M



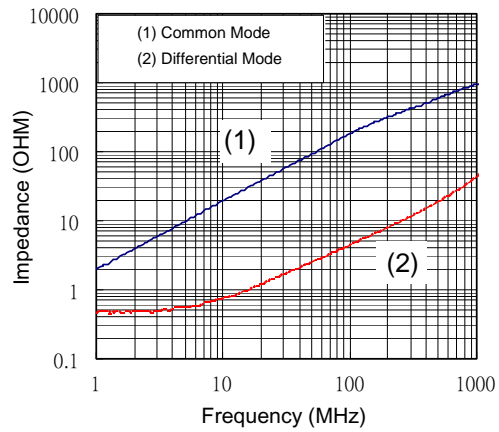
SLF2012-121M



SLF2012-161M



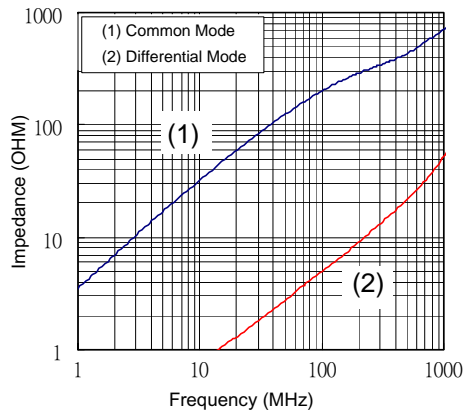
SLF2012-181M



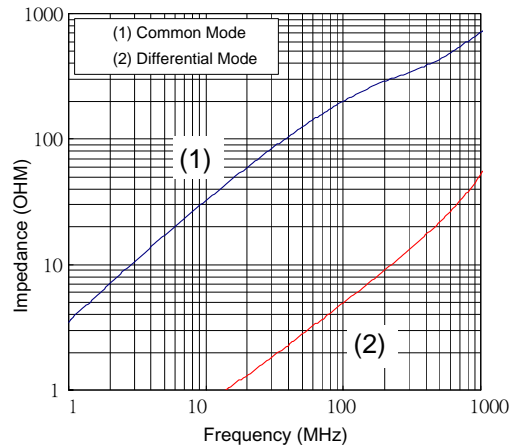
(1) SLF2012, 3216 Series (Size: 2012(0805)~3216(1206))

Rating Curves (Cont'd) (SLF2012 Series)

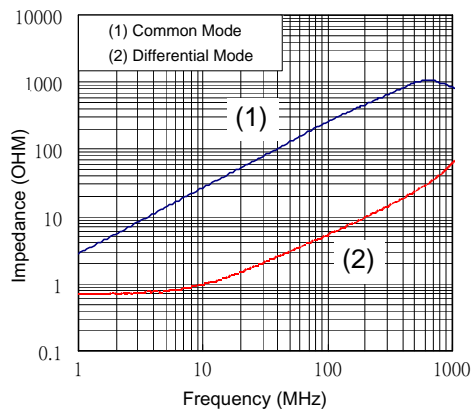
SLF2012-201M



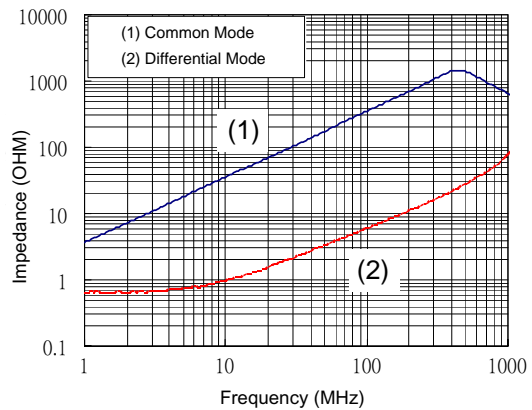
SLF2012-221M



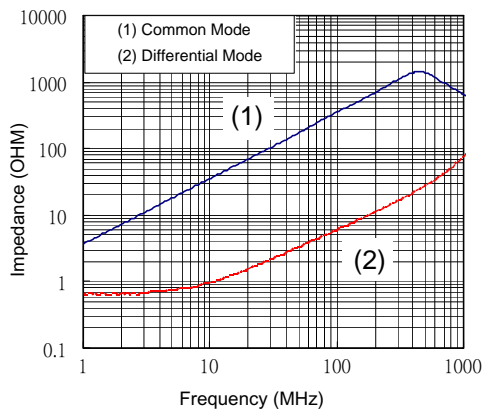
SLF2012-261M



SLF2012-361M



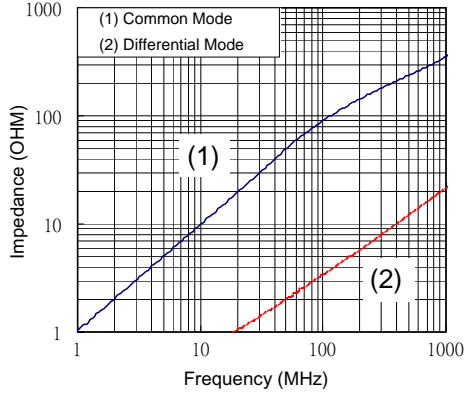
SLF2012-371M



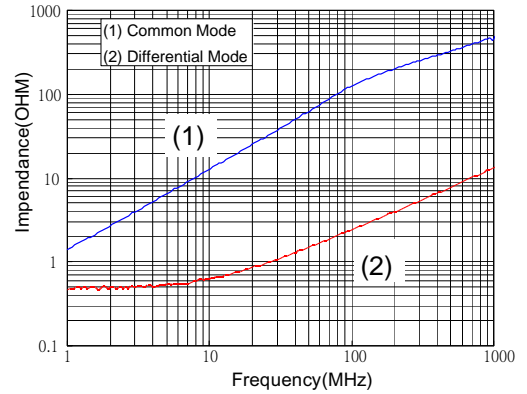
(1) SLF2012, 3216 Series (Size: 2012(0805)~3216(1206))

Rating Curves (SLF3216 Series)

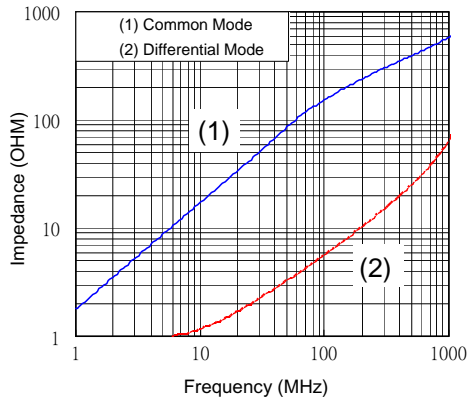
SLF3216-900M



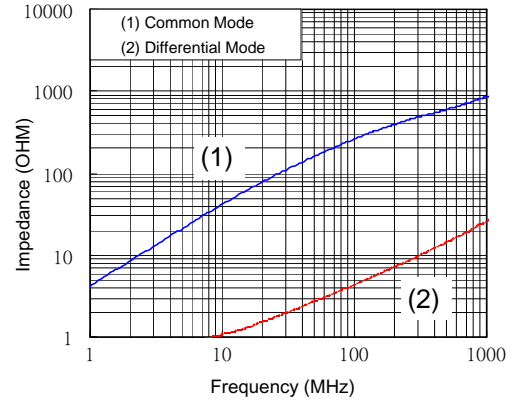
SLF3216-121M



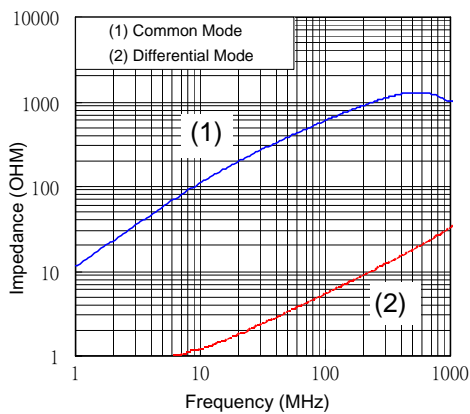
SLF3216-161M



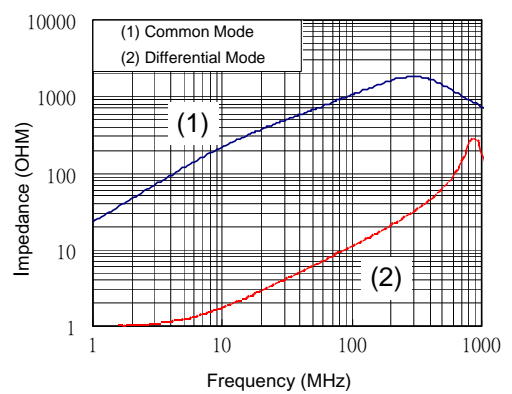
SLF3216-261M



SLF3216-601M



SLF3216-102M



SLF3216-222M

